



CONTAINER GARDENING

Sue Reinardy

University Extension Master Gardener



WHAT WE WILL TALK ABOUT TODAY

- Basic Needs for Containers
- Planting
- Maintenance: Fertilizer, Watering, Pruning, Clean-up
- Suggested Plant Varieties

CONTAINER ADVANTAGES



- Can be used almost anywhere
- Can move plants to take advantage of weather conditions & Seasons
- Little maintenance
- Attractive

CONTAINER LIMITATIONS

- Require more water
- Frequent watering leach nutrients so need to fertilize
- Vine crops difficult to grow
- Large containers are heavy



CONTAINER TIPS



- Get creative: Buckets, bins, crates, cans, gutters, washtubs
- Go bigger: allow enough space for roots
- Match the location: heavier pots for a windy location, lighter pot on a deck

REUSE

- Coffee cans, kiddie pools, washtubs
- Caution on reusing tires or anything that used petroleum due to heavy metals
- Clean with solution of 1 part bleach to 9 parts water




CONTAINER TYPES



- Clay – porous, breakable, cool, dry quickly
- Stone – frost proof, heavy, cool
- Ceramic – expensive, breakable
- Metal – rust, hot
- Wood- recommend non-treated or add plastic liner
- Plastic – lightweight, inexpensive
- Planting pouches









Garden of Len & Barb Rosen









LOCATION



- At least 6 hours of direct sun daily for “sun” plants
- Combine plants with the same growing requirements
- Exposure: windy, dry or sheltered or wet, level or sloped
- Consider tucking into a flower bed
- Close to a water source

SOIL REQUIREMENTS

- Potting mix recommended
- Recipe: 2/3's compost and 1/3 perlite or vermiculite
- Can add slow release fertilizer
- Caution on moisture holding granules





SEEDS VS. SEEDLINGS

Seeds

- Inexpensive
- Grow Plants that are hard to find
- Newly sprouted seedlings are delicate

Seedlings

- Can get a quicker start on the season
- Must harden off to get them used to the outside



Winter Sowing

WATERING REQUIREMENTS



- Water Deeply
- Check moisture level
- Know your plants
- Water in the Morning
- Don't rely on the rain
- Water the soil, not the leaves
- Don't let soil dry out completely
- Don't assume once is enough



DRAINAGE & FERTILIZER

Drainage

- Over-or-under watering is the #1 cause of plant failure
- Plants must never sit in accumulated water

Fertilizer

- 10-10-10 is suitable for most vegetables and flowers
- Fertilize seedlings with 50% dilution
- Consider timed release or add at $\frac{1}{4}$ strength per 1-2 weeks



MISTAKES TO AVOID

1. Fill a big container in the wrong place



2. Over-water
3. Under-water
4. Buy sick plants

COMMON PROBLEMS

- See hand-out
“Common Problems in
Container Gardening”
from Cornell University
Extension “*Growing
Vegetables, Herbs and
Annual Flowers in
Containers*”





VEGETABLES & HERBS



TOP VEGETABLES FOR POTS

- Beans
- Beets
- Chard
- Greens (mustard, kale, collard)
- Eggplant
- Lettuces
- Peppers
- Radishes
- Spinach
- Tomatoes
- Herbs



BEANS



- Bush vs. pole
- Provide climbing support
- Harvest frequently
- Require regular water, their flowers will drop if the soil is too dry

CUCUMBERS



- Vining type require trellis support and heavy pot
- 6-8 hours of sun
- Heavy fertilizing
- Require warm temps & soil temp of at least 70 degrees

POTATOES

- Half fill container with potting mix or compost
- Plant tubers 4 inches deep
- As plants grow, add more mix or compost to fill container keeping top above soil mix
- Water regularly and harvest in as little as 7 weeks



RADISHES



- Best when they grow quickly
- Cool, damp conditions are preferred
- Move to a shady spot in summer and keep well watered

SUMMER SQUASH

- Bush vs. vine (bush better choice)
- Need male & female flowers for pollination
- Harvest when small and they will keep producing





POLLINATION



TOMATOES



- Full size tomato = large pot, strong stake, lots of water
- Crowding diminishes yield, stresses plant, diseases
- Can underplant with lettuce, basil or flowers
- Cherry or patio tomatoes good choice

HERBS

- Many herbs like heat and some dryness
- Combine herbs that share the same growing conditions











SWISS CHARD & PANSIES

Dallas Botanical
Gardens



ANNUALS

2015

Veggies

- Tomato: ✓ Early Girl
 ✓ Super Sweet 100's
 ✓ Roma
 ✓ Cherry large
 ✓ Mountain Spring
 ✓ celebrities
 ✓ Basil
 ✓ Parsley } into rail box

Annuals

- Moss Roses
 Pansies
 Ornamental Kale
 Alyssum
 ✓ Marigolds

Ferns

- Athyrium ✓ ^{Faded in Red}
 • Ostrich
 Comunda, regalis
 ✓ Royal Fern

Roses

- Causative
 DB Knock out
 Margo Sells

- ✓ trailing + 1 herb for rail box
 ✓ King tut + sweet potato vine + calibrachoa
 ✓ 2 fountain grasses.

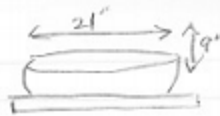
- ✓ Calibrachoa or wave
 ✓ New Guinea
 ✓ Coeleus
 oxalis
 cordyline

- Diamond Frost
 Euphoria
 Dichondra

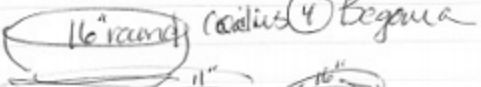
✓ Begonia

2015

Window rail box



Shallow bowl



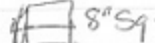
4 URNS -



3 Metal

2 fountain grasses
 3 Sweet potato vine

2 small sq



② New Guinea Impatia

1 round



Mother-in-law
 + filler - golden

2 round



1 taller rd



3 plastic rounds

③ Calibrachoa or wave

1 whiskey barrel

③ ✓ ✓

② Spirea 'Bail Carol' ^{upper part} Sundrop

Polygonatum ^{fat} variegatum
 Pachysandra
 ter. ^{hundreds}
 ground
 cover
 (Patio)

Goldanod 'Fireworks' - Solidago

✓ Agastache 'Blue Fortune'

Alyssum montanum Luna, Basket of Gold

front
 potatoe

CONTAINER TIPS

- Thrillers, Fillers, and Spillers
- Accessorize with twigs or sculpture
- Edit throughout the season





DESIGN TIPS

1. Shape: opposites make good companions. Upright pairs with mounding, mounding pairs good with trailing
2. Texture: Fine, hard, soft, glossy, fuzzy – the greater the contrast, the more dramatic
3. Form: overall shape – a tall, narrow container is a good neighbor to a low, rounded one
4. Line: the visual path you follow from container to container
5. Proportion: visually pleasing height of plant is 1 ½ to 2 times the width/height of the container
6. Scale: containers size to its placement in the landscape – Big house = big container
7. Balance: equal distribution of weight either physical or visual

SHADE EXAMPLE



- *Caladium* 'White Christmas'
- *Browallia* 'Marine Bells'
- *Bacopa* 'Abunda Giant White'



SUN EXAMPLE

- Purple fountain grass 'Fireworks'
- *Lobelia* 'Techno Heat Upright Dark Blue'
- Zonal geranium 'Classic Dark Salmon (Noblesse)'
- *Helichrysum petolare* 'Limelight' (Licorice Plant)











ANNUALS THAT STAND UP TO THE HEAT

- Cosmos
- Marigolds
- Moss Rose
- Sunflower
- Verbena
- Zinnia





MAINTAINING ANNUALS

Keep them looking good

- Pinch back: browallia, coleus, dichondra, licorice plant, persian shield, sweet potato vine
- Deadhead: marigold, dianthus, geranium
- Undercut: bocopa, calibrachoa, lobelia, petunia, ivy, twinspur
- Self-cleaning: Angelonia, dragon wing begonia, marguerite daisy, moss rose



Sue Reinardy
University Extension Master Gardener

www.GardenTrueNorth.com

sreinardy@centurytel.net

